

WAIWELA

Quality Water Heaters

When you,
Where you, **Need it.**

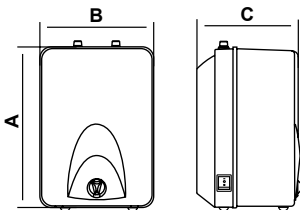


Electric Mini Tank

Specifications

	WM-1.0	WM-2.5	WM-4.0	WM-6.0
Capacity (Gallons)	1.3	2.5	4.0	6.0
Voltage (VAC)	110-120			
Power at 120VAC (Watts)	1440			
Max Water Pressure (PSI)	150			
Weight Empty (lbs.)	12 1/2	20	24	26
Amperage (Amps)	12			
Water Connection (Inches)	1/2 NPT		3/4 NPT	
Temperature Range (° F)	50 - 140			

Dimensions



	WM-1.0	WM-2.5	WM-4.0	WM-6.0
A (inch)	12 1/2"	14 1/2"	19 1/4"	18"
B (inch)	11"	11 3/4"	11 3/4"	15 3/4"
C (inch)	10"	10 3/8"	10 3/8"	15 1/2"

Features

- Quick & easy to install
- Compact design
- 120V required for use
- Glass lined tank
- Overheat shutoff
- Adjustable thermostat
- Quick recovery element
- No lead compliant
- Mounting hardware included (wall or floor)

Applications

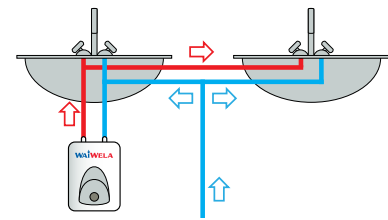
- Kitchen
- Garage / workshop
- Maintenance closet
- Restrooms
- Under sink
- Schools
- Industrial
- Concession stands

Warranty

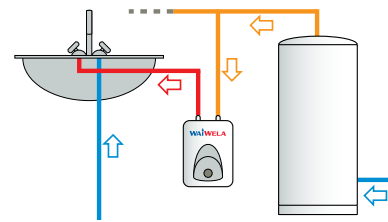
- 6 year tank
- 2 year parts
- 1 year commercial
- 1 year recirculation

Application Examples

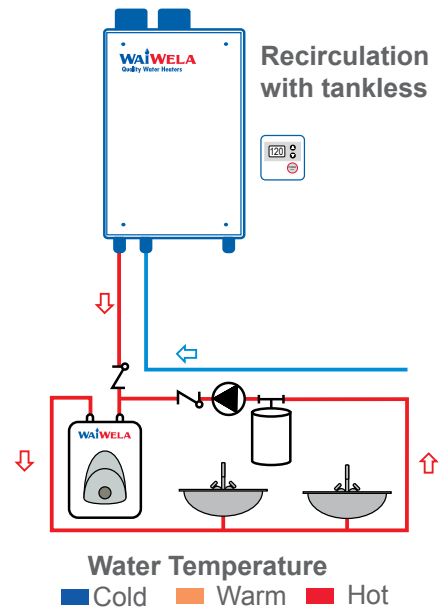
Independent



In-Line



Recirculation with tankless



Why use WM-6.0 together with your tankless water heater?

Recirculation

Use the WM-6.0 as the heat source for your domestic recirculation system. Only circulate through the WM-6.0 extending the life of your tankless water heater by not subjecting it to constant recirculation.

Eliminate cold water sandwich

Use the WM-6.0 as a buffer tank to eliminate the cold water sandwich which is possible with frequent on/off operation of tankless. Cold water which is sandwiched between hot water is diluted into the WM-6.0 and eliminated.

Large inlet and outlet connections

The WM-6.0 has full 3/4" inlet and outlet connections and will not restrict water flow to the home or office.



* Mini tank water heaters are not "instantaneous," & require approximately 30 minutes to recover once hot water has been depleted. *



Mini tank units are space and water saving, perfect for under the sink applications at the point of use.

Quality

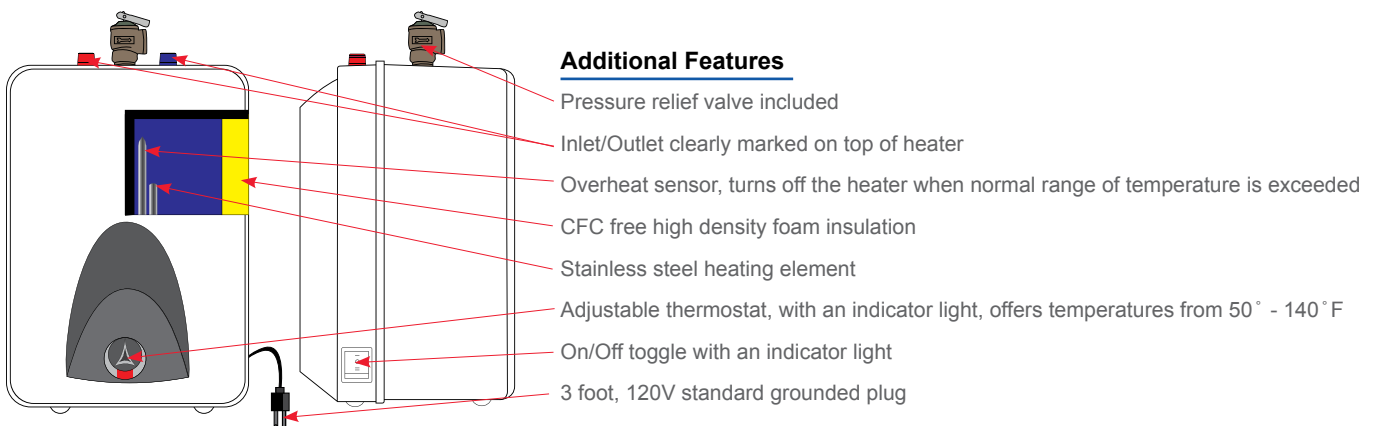
Mini Tanks are produced and tested to UL174 standards for electric storage tank type water heaters. They offer the highest grade glass enamel coating to the tank vessel. The heating element is made of stainless steel. Foam insulation surrounds the entire tank and is CFC free.

Flow Rates, Temperature & Power

Mini Tanks are tank type water heaters and will run out if used constantly. Point-of-use sink work, like hand washing, is the most common application because of the low demand and inconsistent use. Mini tanks run on 110 Volts, 12 Amps and simply plug into a standard receptacle using the attached power cord.

Sizing

Mini Tank sizing comes down to the space available for the unit. More confined spaces, like under a sink, require a smaller model. The larger models have more storage which equals a longer continuous run time before running out of hot water.



The WaiWela Difference

If they're all the same, why choose WaiWela?

Free lifetime technical support

35+ Years of experience

Friendly staff

Highest value per dollar



For more information visit: www.waiwela.com,
Or call: 800.605.6542

WaiWela name, design and related marks are trademark of Efficient Technology Sales, LLC. We are constantly working to improve our products and reserve the right to change specifications at any time without notice.

©2014 Efficient Technology Sales, LLC.
All rights reserved.

Efficient Technology Sales
5350 Joliet St. #2, Denver, CO 80239



WaiWela also offers a full line of gas tankless water heaters. Ask for our gas tankless brochure.